



GAME DAY 101

We want to help you have a successful game day – so here is all that you need to know about your Game Days!

[Player Pictures](#)

[Team Jersey Numbers](#)

[What to Bring to the Fields](#)

- [HELP! I've lost my coach ID badge](#)

[Printing Your Game Sheet](#)

[Checking in Your Team](#)

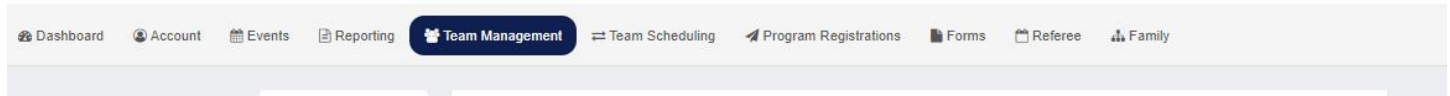
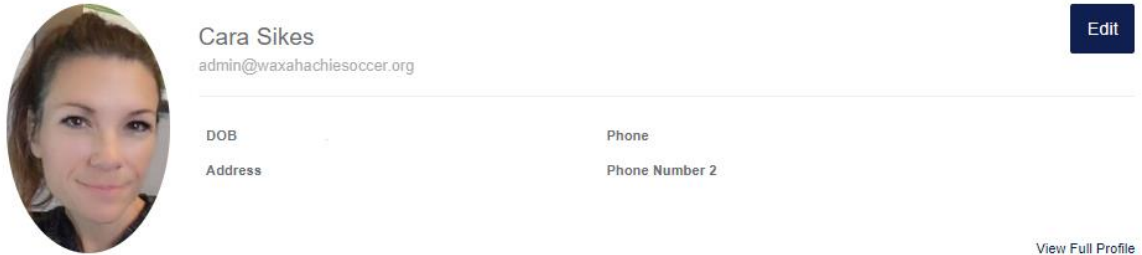
[Away Games in Other Cities](#)



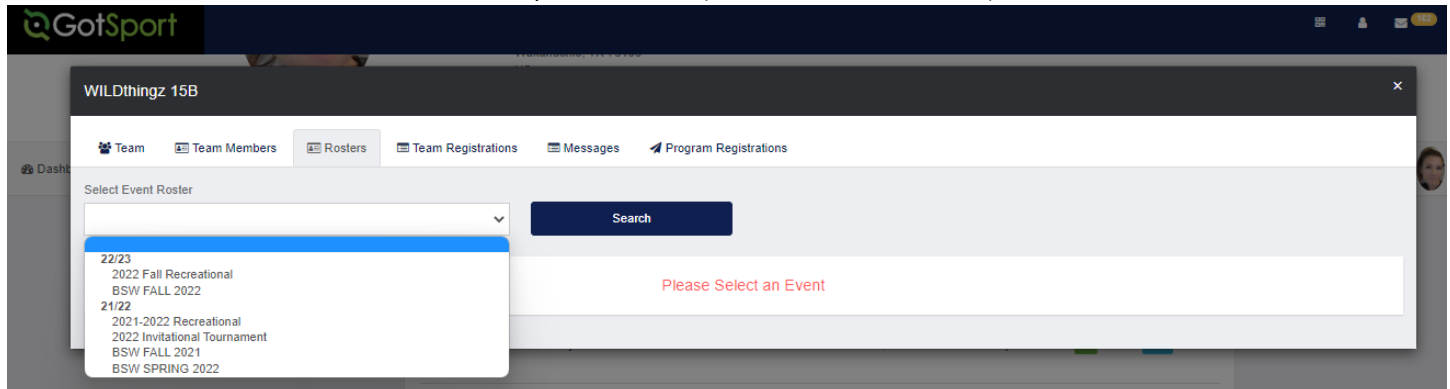
PLAYER PICTURES

Every player **MUST** have a picture of *just their face* in their account. You will use these to check-in your players at each game. WSA asks all parents to upload these pictures to their own player's account and it is ultimately their responsibility to ensure that they use a picture of just the player's face and that it is a recent picture. If you would like to assist your team with this responsibility, follow these steps:

First, visit the GotSport website by clicking the GotSport logo located on any page of the WSA website: www.waxahachiesoccer.org
Login to your account and then select 'Team Management'.



From here you will select the team that you would like to work with and then select 'Rosters'.
Choose the most recent Recreational event that you have listed (i.e. Fall 2022 Recreational) and then select 'Search'.



Click on the name of the player that you would like to edit. From here you can select 'Edit Image' to crop the current picture or you can select 'Upload File' to upload a new picture.

Repeat these steps for each player that you would like to edit.



TEAM JERSEY NUMBERS

All jersey numbers are required to be entered prior to the first game. Written in jersey numbers are not allowed.

First, visit the GotSport website by clicking the GotSport logo located on any page of the WSA website: www.waxahachiesoccer.org Login to your account and then select 'Team Management'.



Cara Sikes
admin@waxahachiesoccer.org

Edit

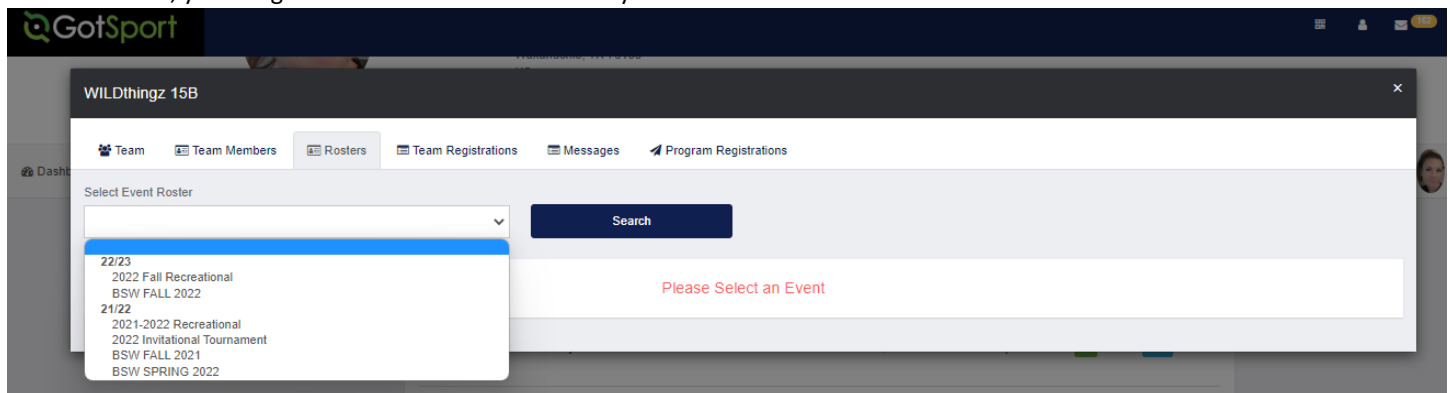
DOB Phone
Address Phone Number 2

View Full Profile

Dashboard Account Events Reporting **Team Management** Team Scheduling Program Registrations Forms Referee Family

From here you will select the team that you would like to work with and then select 'Rosters'.

Choose the LEAGUE event that your team is entered in and then select 'Search'. If you are in 4U-6U, your league event will be the most recent Recreational event that you have listed. If you are in 7U-14U, your league event will contain the acronym BSW. If you are in 15U-18U, your league event will contain the acronym ASU.



Now you will be able to input each player's jersey number.



WHAT TO BRING TO THE FIELDS

Each game day there are certain things that you are required to have with you and a few things that you may want to bring with you.

REQUIRED

- Your coach badge. You must wear this displayed during the entirety of the match. You cannot check in virtually as a coach.
- Your Game Sheet. Instructions for printing this are included in this document. All players and their jersey number must be listed on the game sheet. You cannot write these in – they must be generated and printed from the GotSport system.
- A ball (if you are the Home team). Be sure it is the proper size and that it is in good condition with a solid amount of inflation.
- Your player ID's. You can either have these printed or you can check in virtually. Instructions for both of these options are in this document.

USEFUL EXTRA'S

- Pinnies or extra jersey in case there is a color conflict. This is only for those in 7U and older, there will not be color conflicts in 4U-6U.
- First aid kit
- Extra shinguards in case a player forgets theirs.
- The WSA phone number: (469) 383-8298
- A team manager. This person should be responsible for making sure that the parents remain calm and respectful towards the referee and can be your point of contact if need be. As a reminder, even though the parents are on the opposite side of the field from you, as the coach – they are also your responsibility. As adults, they should be able to control themselves, but if they cannot – the referee will likely give you a warning to get them under control before YOU are ejected from the game. This is a great time to call your team manager and have them handle the issue.
 - Pro tip! If your team manager sees trouble brewing with a spectator and they cannot quickly get it under control, have them call the WSA phone number – we will gladly send a board member to the field to deal with it before it gets out of hand!



[PRINTING YOUR GAME SHEET](#)

You must provide a Game Sheet to the referee for each game. Failure to do so could cause your team to forfeit.

First, visit the GotSport website by clicking the GotSport logo located on any page of the WSA website: www.waxahachiesoccer.org Login to your account and then select 'Team Management'.



Cara Sikes
admin@waxahachiesoccer.org

Edit

DOB Phone
Address Phone Number 2

View Full Profile

- Dashboard
- Account
- Events
- Reporting
- Team Management**
- Team Scheduling
- Program Registrations
- Forms
- Referee
- Family

From here you will select 'Team Management' and then 'Matches'.



Cara Sikes
admin@waxahachiesoccer.org

Edit

DOB Phone
Address Phone Number 2

View Full Profile

- Dashboard
- Account
- Events
- Reporting
- Team Management**
- Team Scheduling
- Program Registrations
- Forms
- Referee
- Family

Teams

Registrations

Matches

Submitted Forms

Teams

Displaying all 5 teams

<input type="checkbox"/>	Name	Coach	Level	Age	Gender
<input type="checkbox"/>	Ellis County Elite FC 15B	Sikes, Cara	Academy	U8	Male

If you coach multiple teams or have coached for multiple seasons, you may want to use the filters to help narrow down your match list.

Find the match that you would like to print and then select the three dots (...) to the right of the match.

- Dashboard
- Account
- Events
- Reporting
- Team Management**
- Team Scheduling
- Program Registrations
- Forms
- Referee
- Family

Teams

Registrations

Matches

Submitted Forms

My Teams

Select One

Event

BSW FALL 2022

Search

Matches

Number	Event	Date	Time	Venue	Home Team	Away Team	Division	Status
281	BSW FALL 2022	Sat 09/10/2022	11:00am CDT	RED OAK SOCCER COMPLEX #1 - RO03	Red Oak Soccer Assoc. Crimson Hawks 15	Waxahachie SA WILDthingz 15B	U8BA	<input type="checkbox"/>
284	BSW FALL 2022	Sat 09/17/2022	11:00am CDT	WAXAHACHIE SPORTS COMPLEX SOCCER - WX07	Waxahachie SA WILDthingz 15B	Waxahachie SA Dragons 15B	U8BA	<input type="checkbox"/>



Select 'Print Match Day Card' and then choose which type of game sheet you would like:

- Standard: This will print a game sheet that lists all players on BOTH teams. This is useful for teams in 7U and older to ensure that the other team is not playing a player who has been red-carded from a previous game.
- Photo: This will print your team's roster on one side and your team's ID pictures on the other side. This is useful to ensure that your players can be checked in without having to pull up their virtual ID's.

You can print and submit both versions if you would like.

BSW FALL 2022
system.gotSPORT.com/scoring
Event Code: 455441
Event PIN: 0304

Printed At: 09/09/22 04:00PM EDT

Field: RED OAK SOCCER COMPLEX #1: R003 Date: 09/10/22 Time: 11:00AM CDT

UBSA Game#: 281

RED OAK SOCCER ASSOC. CHIMSON HAWKS 19				WAXAHACHIE SA WILDTINGEZ 15B			
Coach (Primary): 131205079 Kevin Viegstra				Coach (Primary): 2025161 James Curcio			
Coach (Assistant 1):				Coach (Assistant 1): 10542732 Kamron Elmore			
Coach (Assistant 2):				Coach (Assistant 2): 2072865 Cary Stone			
ID	#	Name	DOB	ID	#	Name	DOB
1	1504649	17 Axel Angueta	08/15	1	2071889	99 Dallas Curcio	08/15
2	2028695	88 Ken Carney	08/15	2	2071889	00 Nicholas Dematt	08/15
3	2073804	12 Michael De la Hoya	07/15	3	2073039	2 Kennedy Elmore	08/15
4	2048075	22 Nolan Garcia	11/15	4	2048075	18 Ethan Garcia	11/15
5	1503875	13 Eric Diaz	08/15	5	2048075	8 Samuel Guzman	08/15
6	2012175	4 A Reyes	11/15	6	2070919	10 Nathan Hernandez	07/15
7	2048716	89 Emmanuel Torres	03/15	7	2173261	7 Charles Howard	09/15
8	2048716	14 Jason Viegstra	08/15	8	4663368	17 Cole Whiting	09/15

Home Goals: [] Away Goals: [] Final Score: []

Home Official: [] Away Official: []

Home Sign: [] Away Sign: []

References: [] Grade / USSF ID Number: [] Instructions/Notes: []

Customizable Offense Codes
 1B - Outgoing ball
 1C - Outgoing ball
 1D - Outgoing ball
 1E - Outgoing ball
 1F - Outgoing ball
 1G - Outgoing ball
 1H - Outgoing ball
 1I - Outgoing ball
 1J - Outgoing ball
 1K - Outgoing ball
 1L - Outgoing ball
 1M - Outgoing ball
 1N - Outgoing ball
 1O - Outgoing ball
 1P - Outgoing ball
 1Q - Outgoing ball
 1R - Outgoing ball
 1S - Outgoing ball
 1T - Outgoing ball
 1U - Outgoing ball
 1V - Outgoing ball
 1W - Outgoing ball
 1X - Outgoing ball
 1Y - Outgoing ball
 1Z - Outgoing ball

Setting Off Offense Codes
 1B - Outgoing ball
 1C - Outgoing ball
 1D - Outgoing ball
 1E - Outgoing ball
 1F - Outgoing ball
 1G - Outgoing ball
 1H - Outgoing ball
 1I - Outgoing ball
 1J - Outgoing ball
 1K - Outgoing ball
 1L - Outgoing ball
 1M - Outgoing ball
 1N - Outgoing ball
 1O - Outgoing ball
 1P - Outgoing ball
 1Q - Outgoing ball
 1R - Outgoing ball
 1S - Outgoing ball
 1T - Outgoing ball
 1U - Outgoing ball
 1V - Outgoing ball
 1W - Outgoing ball
 1X - Outgoing ball
 1Y - Outgoing ball
 1Z - Outgoing ball

Go!Sport BSW FALL 2022 system.gotSPORT.com/scoring Event Code: 455441 Event PIN: 0304 Printed At: 09/09/22 04:00PM EDT

BSW FALL 2022
system.gotSPORT.com/scoring
Event Code: 455441
Event PIN: 0304

Printed At: 09/09/22 04:00PM EDT

Field: RED OAK SOCCER COMPLEX #1: R003 Date: 09/10/22 Time: 11:00AM CDT

UBSA Game#: 281

RED OAK SOCCER ASSOC. CHIMSON HAWKS 19				WAXAHACHIE SA WILDTINGEZ 15B			
Coach (Primary): 131205079 Kevin Viegstra				Coach (Primary): 2025161 James Curcio			
Coach (Assistant 1):				Coach (Assistant 1): 10542732 Kamron Elmore			
Coach (Assistant 2):				Coach (Assistant 2): 2072865 Cary Stone			
ID	#	Name	DOB	ID	#	Name	DOB
1	1504649	17 Axel Angueta	08/15	1	2071889	99 Dallas Curcio	08/15
2	2028695	88 Ken Carney	08/15	2	2071889	00 Nicholas Dematt	08/15
3	2073804	12 Michael De la Hoya	07/15	3	2073039	2 Kennedy Elmore	08/15
4	2048075	22 Nolan Garcia	11/15	4	2048075	18 Ethan Garcia	11/15
5	1503875	13 Eric Diaz	08/15	5	2048075	8 Samuel Guzman	08/15
6	2012175	4 A Reyes	11/15	6	2070919	10 Nathan Hernandez	07/15
7	2048716	89 Emmanuel Torres	03/15	7	2173261	7 Charles Howard	09/15
8	2048716	14 Jason Viegstra	08/15	8	4663368	17 Cole Whiting	09/15

Home Goals: [] Away Goals: [] Final Score: []

Home Official: [] Away Official: []

Home Sign: [] Away Sign: []

References: [] Grade / USSF ID Number: [] Instructions/Notes: []

Customizable Offense Codes
 1B - Outgoing ball
 1C - Outgoing ball
 1D - Outgoing ball
 1E - Outgoing ball
 1F - Outgoing ball
 1G - Outgoing ball
 1H - Outgoing ball
 1I - Outgoing ball
 1J - Outgoing ball
 1K - Outgoing ball
 1L - Outgoing ball
 1M - Outgoing ball
 1N - Outgoing ball
 1O - Outgoing ball
 1P - Outgoing ball
 1Q - Outgoing ball
 1R - Outgoing ball
 1S - Outgoing ball
 1T - Outgoing ball
 1U - Outgoing ball
 1V - Outgoing ball
 1W - Outgoing ball
 1X - Outgoing ball
 1Y - Outgoing ball
 1Z - Outgoing ball

Setting Off Offense Codes
 1B - Outgoing ball
 1C - Outgoing ball
 1D - Outgoing ball
 1E - Outgoing ball
 1F - Outgoing ball
 1G - Outgoing ball
 1H - Outgoing ball
 1I - Outgoing ball
 1J - Outgoing ball
 1K - Outgoing ball
 1L - Outgoing ball
 1M - Outgoing ball
 1N - Outgoing ball
 1O - Outgoing ball
 1P - Outgoing ball
 1Q - Outgoing ball
 1R - Outgoing ball
 1S - Outgoing ball
 1T - Outgoing ball
 1U - Outgoing ball
 1V - Outgoing ball
 1W - Outgoing ball
 1X - Outgoing ball
 1Y - Outgoing ball
 1Z - Outgoing ball

Go!Sport BSW FALL 2022 system.gotSPORT.com/scoring Event Code: 455441 Event PIN: 0304 Printed At: 09/09/22 04:00PM EDT



CHECKING IN YOUR TEAM

When the referee arrives to your game they will be eager to get your team checked in so the game can begin. Please help them by being ready to go:

1. Have your players line up, shoulder to shoulder, all facing the same direction. It is easiest if you instruct them to “stand on the white line”. The nearest white line to you is fine. (Bonus points if you have them standing in order of their jersey numbers!)
2. You will hand the referee your game sheet, your player ID cards and show them your coach badge. If you have any assistant coaches who will be checking in for the game, now is the time to also have them show the referee their badge. Please remember that if an assistant coach did not check in with the referee prior to the game starting, they cannot be on the player side of the field and might not be able to take over as coach if needed.
3. The referee will check your player’s equipment and then check them in by name/number and their photo ID cards.
 - a. They are looking to be sure that all player’s are wearing shinguards, that their socks are on OVER their shinguards, that if they are wearing cleats there is no toe cleat and that they are not wearing ANY jewelry (even newly pierced ears!).
4. If you are the Home team, they will also ask you for a ball
5. If you are in 9U and older, be sure that your goalie has a different colored shirt on than everyone else on the field.

Once both teams are checked in, the referee will ask for a team captain from both teams to meet them in the middle of the field. The team captain will be responsible for either choosing to have kick-off or for choosing which side of the field your team defends first. This will be based on a coin toss. For teams who are 8U and younger, feel free to send a coach with the team captain to help them make this decision.

When the referee is ready for the game to begin, they will signal this with a whistle blow. Please get your starting players onto the field and ready to play quickly.



[AWAY GAMES IN OTHER CITIES](#)

If you are in 7U and older, you will have at least 5 home games and up to 5 away games in other cities. While playing elsewhere, you may find that they do things a bit differently than WSA. We pride ourselves on maintaining good fields and only hiring the best referees that know the rules. That may not be the case in some of the cities that you play in. Some important things to remember:

- No matter their age, the referee is the ultimate authority on the field. Please respect that and instruct your spectators to do the same.
- If you ever feel as though your players are in an unsafe situation, pull them off of the field. Their safety is more important than winning a game.
- Look for a board member at the complex you are at. Calling the WSA number while you are at a different complex does not help – we cannot control what happens there. However; if there are any issues, please send an email to your commissioner so that we can try to help with it.
- Be sure to call the rainout line for the city that you are playing in BEFORE going to your game. The rainout line is also used to alert you of field closures. All rainout lines and field locations are on the Coach and the Player pages of our website.



[HELP! I'VE LOST MY COACH ID BADGE](#)

This happens from time to time. We cannot print you a new badge, but below are instructions for printing your own. You will also need to get an ID holder (from any office supply store) and supply your own lanyard. The badge you print will not have your photo on it – you may be asked to provide proof of your identity using your driver's license.

First, you need to visit the GotSport website by clicking on the GotSport logo from any page of our website (www.waxahachiesoccer.org). Then you will select 'Dashboard'. *We highly suggest doing this from a desktop or from the desktop version of the website on your smartphone. The mobile version of the website is very hard to navigate.*

The screenshot shows the GotSport website interface. At the top left is the GotSport logo. Below it is a dark blue navigation bar with icons for Dashboard, Account, Events, Reporting, Team Management, Team Scheduling, Program Registrations, Forms, Referee, and Family. The main content area displays the profile for Cara Sikes, with the email address admin@waxahachiesoccer.org. There is an 'Edit' button in the top right corner of the profile section. Below the name and email are fields for 'DOB', 'Address', 'Phone', and 'Phone Number 2'. A 'View Full Profile' link is located at the bottom right of the profile section.

From here you will see your Requirements. Click on the words 'Background Check' – this is your ID card that you will print. Even though it does not have your picture, it still must be worn displayed for the entirety of your match.